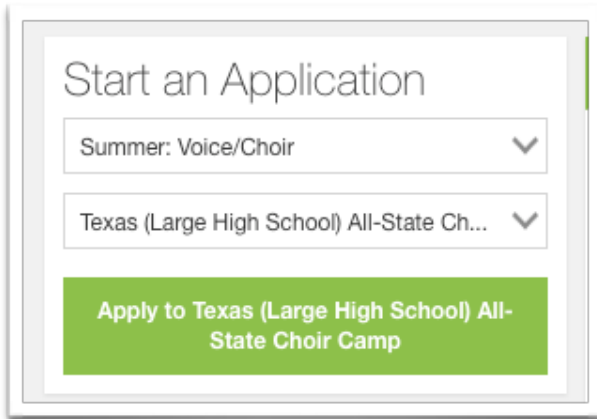


University of North Texas Choir Camps Applicant Guide

Begin at <http://choircamp.music.unt.edu/ascc> OR <http://choircamp.music.unt.edu/mscc> to review the guidelines and camp information.


Start an Application

1. Head over to getacceptd.com/untmusic.
2. Select “Summer: Voice/Choir” from the first dropdown under “Start an Application.”
3. Select your Program in the second dropdown, either **Texas (Large High School) All-State Choir Camp** OR **MS/JH (Jr. High/Middle School) Honor Choir Camp** and click on “Apply to...”



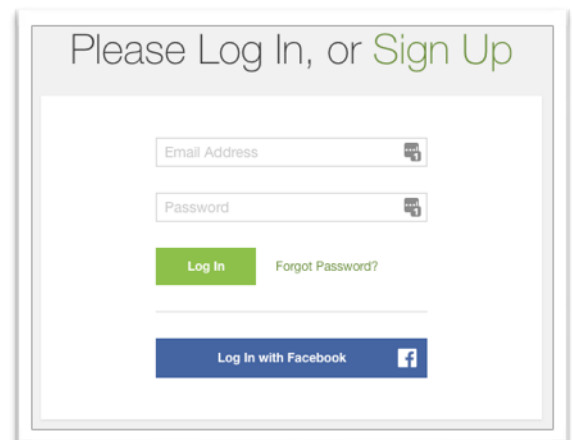
Filling in the Application

1. Complete the application and select your registration, housing, and meal preferences as applicable to your workshop.
2. Submit your registration and payment to finalize the process.



Sign Up for an Account

1. Click on “Sign Up” at the top of the screen.
2. If you already have an Acceptd account simply login.



For application requirement inquiries, please contact the camp coordinator for your workshop.
For technical questions, please contact support@getacceptd.com or 888-725-2122 ext 2.

